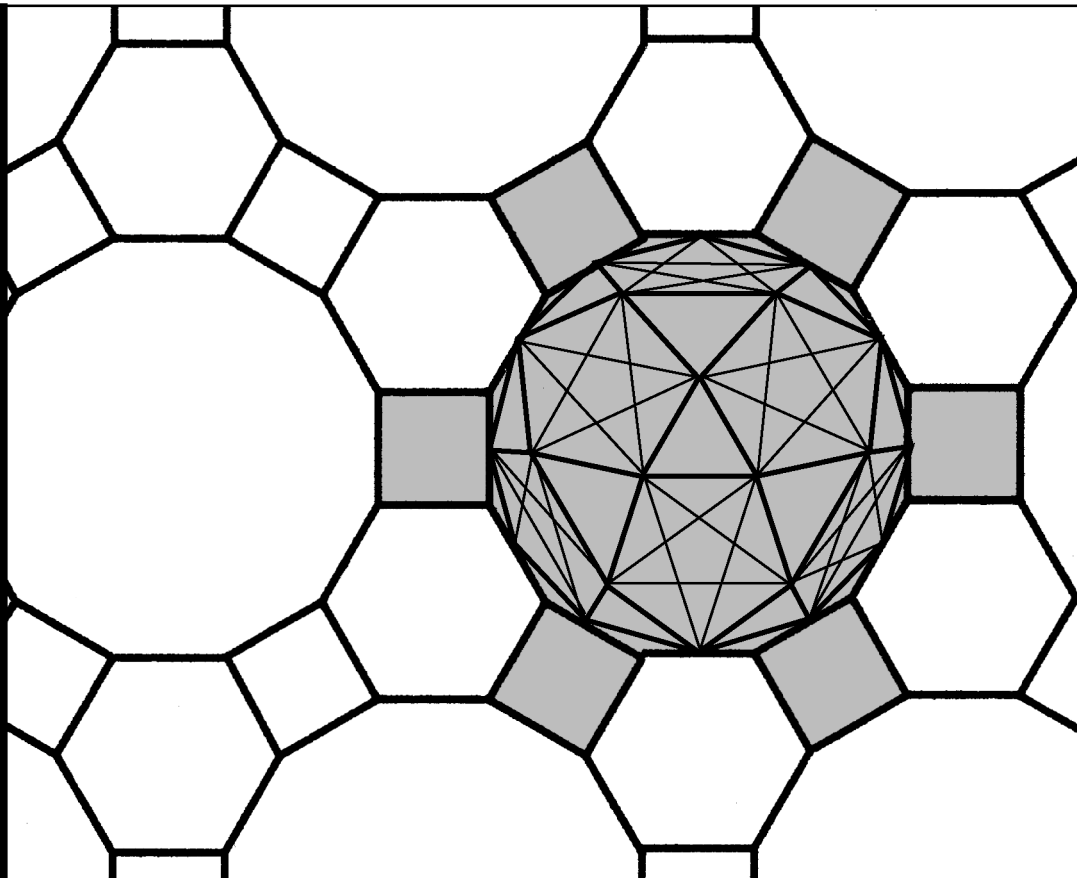



Workbook 33



Numerical Boundary Value Problems



HELM: Helping Engineers Learn Mathematics

<http://helm.lboro.ac.uk>

About the HELM Project

HELM (Helping Engineers Learn Mathematics) materials were the outcome of a three-year curriculum development project undertaken by a consortium of five English universities led by Loughborough University, funded by the Higher Education Funding Council for England under the Fund for the Development of Teaching and Learning for the period October 2002 – September 2005, with additional transferability funding October 2005 – September 2006.

HELM aims to enhance the mathematical education of engineering undergraduates through flexible learning resources, mainly these Workbooks.

HELM learning resources were produced primarily by teams of writers at six universities: Hull, Loughborough, Manchester, Newcastle, Reading, Sunderland.

HELM gratefully acknowledges the valuable support of colleagues at the following universities and colleges involved in the critical reading, trialling, enhancement and revision of the learning materials:

Aston, Bournemouth & Poole College, Cambridge, City, Glamorgan, Glasgow, Glasgow Caledonian, Glenrothes Institute of Applied Technology, Harper Adams, Hertfordshire, Leicester, Liverpool, London Metropolitan, Moray College, Northumbria, Nottingham, Nottingham Trent, Oxford Brookes, Plymouth, Portsmouth, Queens Belfast, Robert Gordon, Royal Forest of Dean College, Salford, Sligo Institute of Technology, Southampton, Southampton Institute, Surrey, Teesside, Ulster, University of Wales Institute Cardiff, West Kingsway College (London), West Notts College.

HELM Contacts:

Post: HELM, Mathematics Education Centre, Loughborough University, Loughborough, LE11 3TU.

Email: helm@lboro.ac.uk *Web:* <http://helm.lboro.ac.uk>

HELM Workbooks List

1	Basic Algebra	26	Functions of a Complex Variable
2	Basic Functions	27	Multiple Integration
3	Equations, Inequalities & Partial Fractions	28	Differential Vector Calculus
4	Trigonometry	29	Integral Vector Calculus
5	Functions and Modelling	30	Introduction to Numerical Methods
6	Exponential and Logarithmic Functions	31	Numerical Methods of Approximation
7	Matrices	32	Numerical Initial Value Problems
8	Matrix Solution of Equations	33	Numerical Boundary Value Problems
9	Vectors	34	Modelling Motion
10	Complex Numbers	35	Sets and Probability
11	Differentiation	36	Descriptive Statistics
12	Applications of Differentiation	37	Discrete Probability Distributions
13	Integration	38	Continuous Probability Distributions
14	Applications of Integration 1	39	The Normal Distribution
15	Applications of Integration 2	40	Sampling Distributions and Estimation
16	Sequences and Series	41	Hypothesis Testing
17	Conics and Polar Coordinates	42	Goodness of Fit and Contingency Tables
18	Functions of Several Variables	43	Regression and Correlation
19	Differential Equations	44	Analysis of Variance
20	Laplace Transforms	45	Non-parametric Statistics
21	z-Transforms	46	Reliability and Quality Control
22	Eigenvalues and Eigenvectors	47	Mathematics and Physics Miscellany
23	Fourier Series	48	Engineering Case Study
24	Fourier Transforms	49	Student's Guide
25	Partial Differential Equations	50	Tutor's Guide

© Copyright Loughborough University, 2015

Production of this 2015 edition, containing corrections and minor revisions of the 2008 edition, was funded by the **sigma** Network.

Numerical Boundary Value Problems

33.1	Two-point Boundary Value Problems	2
33.2	Elliptic PDEs	18

Learning outcomes

In this Workbook, which follows on from Workbook 32, you will see some more numerical methods for approximating solutions of differential equations. The methods to be presented in this Workbook are most usually applied in engineering examples involving so-called boundary data, that is, some of the available information arises "around the edges" of the problem area.

Two-point Boundary Value Problems

33.1



Introduction

Boundary value problems arise in applications where some physical process involves knowledge of information at the **edges**. For example, it may be possible to measure the electric potential around the edge of a semi-conductor and then use this information to infer the potential distribution near the middle.

In this Section we discuss numerical methods that can be used for certain boundary value problems involving processes that may be modelled by an ordinary differential equation.



Prerequisites

Before starting this Section you should ...

- revise central difference approximations (HELM 31)



Learning Outcomes

On completion you should be able to ...

- approximate certain boundary value problems using central differences
- obtain simple numerical approximations to the solutions to certain boundary value problems

1. Three point stencil

Let us consider the boundary value problem defined by Equations (1):

$$\left. \begin{aligned} p(x)y''(x) + q(x)y'(x) + r(x)y(x) &= s(x) & (0 < x < \ell) \\ a_0y'(0) + b_0y(0) &= c_0 \\ a_1y'(\ell) + b_1y(\ell) &= c_1 \end{aligned} \right\} \quad (1)$$

The first line is the **differential equation**, and the second and third lines are the **boundary conditions** which can involve derivatives.

It is our aim to approximate the solution of this problem numerically, and we adopt an approach similar to that seen in HELM 32.

We divide the interval $0 < x < \ell$ into a number, J say, of subintervals each of equal width $h = \ell/J$. Our numerical solution will provide an approximation to $y = y(x)$ at each value of x where two subintervals meet (see Figure 1).

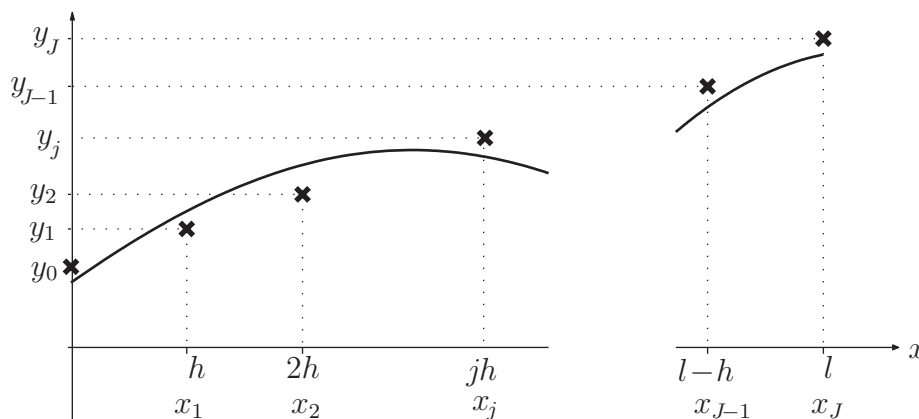


Figure 1



Key Point 1

A numerical approximation to the boundary value problem

$$\begin{aligned} p(x)y''(x) + q(x)y'(x) + r(x)y(x) &= s(x) & (0 < x < \ell) \\ a_0y'(0) + b_0y(0) &= c_0 \\ a_1y'(\ell) + b_1y(\ell) &= c_1 \end{aligned}$$

is a sequence of numbers $y_0, y_1, y_2, y_3, \dots, y_J$.

Here y_j is an approximation to $y(x)$ at $x = jh$, where $h = \ell/J$ and $j = 0, 1, 2, \dots, J$.

It is useful to give a name to the x -values where we seek an approximation to $y = y(x)$. Hence we will sometimes write $x_j = jh$ $j = 0, 1, 2, \dots, J$.

The functions p, q, r and s will frequently occur evaluated at the values x_j so it is convenient to set up the following abbreviations:

$$p_j = p(x_j), \quad q_j = q(x_j), \quad r_j = r(x_j), \quad s_j = s(x_j).$$

A numerical approximation to Equations (1) can be found by approximating the derivatives by finite differences. Here we will approximate $y''(x)$ and $y'(x)$ by central differences to obtain

$$p(x_j) \frac{y(x_j + h) - 2y(x_j) + y(x_j - h))}{h^2} + q(x_j) \frac{y(x_j + h) - y(x_j - h)}{2h} + r(x_j)y(x_j) \approx s(x_j)$$

that is, on using the abbreviations established in Key Point 1,

$$p_j \frac{y(x_j + h) - 2y(x_j) + y(x_j - h))}{h^2} + q_j \frac{y(x_j + h) - y(x_j - h)}{2h} + r_j y(x_j) \approx s_j$$

which we use as the motivation for the numerical method

$$p_j \frac{y_{j+1} - 2y_j + y_{j-1}}{h^2} + q_j \frac{y_{j+1} - y_{j-1}}{2h} + r_j y_j = s_j.$$

This last equation can be rearranged, gathering together all the like y -terms. It neatens things further to multiply through by h^2 as well, and the result of these manipulations appears in the following Key Point.



Key Point 2

A central difference approximation to

$$p(x)y''(x) + q(x)y'(x) + r(x)y(x) = s(x)$$

is

$$y_{j-1} \left(p_j - \frac{h}{2} q_j \right) + y_j \left(h^2 r_j - 2p_j \right) + y_{j+1} \left(p_j + \frac{h}{2} q_j \right) = h^2 s_j.$$

This approximation to the differential equation can be thought of as a **three-point stencil** linking three of the approximate y -values. The expression

$$y_{j-1} \left(p_j - \frac{h}{2} q_j \right) + y_j \left(h^2 r_j - 2p_j \right) + y_{j+1} \left(p_j + \frac{h}{2} q_j \right) = h^2 s_j.$$

is centred around $x = x_j$ and involves y_{j-1} , y_j and y_{j+1} . The general rule when dealing with a numerical stencil like this is to **centre the stencil at every point where y is unknown**. (This general rule will appear again, for example on page 13.)

**Key Point 3**

Centre the stencil at every x -point where y is unknown. This will give a set of equations for the unknown y -values, and we are guaranteed exactly as many equations as there are unknowns.

In the following Example, matters are simplified because the functions p , q , r and s are all constant.

**Example 1**

Let $y = y(x)$ be a solution to the boundary value problem

$$3y''(x) + 4y'(x) + 5y(x) = 7 \quad 0 < x < 1.5$$

$$y(0) = 2, \quad y(1.5) = 2.$$

Using a mesh width of $h = 0.5$, obtain a central difference approximation to the differential equation and hence find $y_j \approx y(jh)$, $j = 1, 2$.

Solution

In general, the central difference approximation to

$$p(x)y''(x) + q(x)y'(x) + r(x)y(x) = s(x)$$

is

$$y_{j-1} \left(p_j - \frac{h}{2}q_j \right) + y_j \left(h^2r_j - 2p_j \right) + y_{j+1} \left(p_j + \frac{h}{2}q_j \right) = h^2s_j.$$

In this case the coefficients are

$$p_j - \frac{h}{2}q_j = 2, \quad h^2r_j - 2p_j = -4.75, \quad p_j + \frac{h}{2}q_j = 4, \quad h^2s_j = 1.75.$$

These values will be the same for all x because p , q , r and s are constants in this Example. Hence the general stencil is

$$2y_{j-1} - 4.75y_j + 4y_{j+1} = 1.75$$

In this case $h = 0.5$, and our numerical solution consists of the values

$$\begin{aligned} y_0 &= y(0) = 2 && \text{from the boundary condition} \\ y_1 &\approx y(0.5) \\ y_2 &\approx y(1) \\ y_3 &= y(1.5) = 2 && \text{from the boundary condition} \end{aligned}$$

Solution (contd.)

So there are two unknowns, y_1 and y_2 . We centre the stencil at each of the corresponding x values. Putting $j = 1$ in the numerical stencil gives

$$2y_0 - 4.75y_1 + 4y_2 = 1.75$$

Moving the stencil one place to the right, we put $j = 2$ so that

$$2y_1 - 4.75y_2 + 4y_3 = 1.75$$

In these two equations y_0 and y_3 are known from the boundary conditions and we move terms involving them to the right-hand side. This leads to the system of equations

$$\begin{bmatrix} -4.75 & 4 \\ 2 & -4.75 \end{bmatrix} \begin{bmatrix} y_1 \\ y_2 \end{bmatrix} = \begin{bmatrix} -2.25 \\ -6.25 \end{bmatrix}$$

Solving this pair of simultaneous equations we find that

$$y_1 = 2.45, \quad y_2 = 2.35$$

to 2 decimal places.

This approximation is shown in Figure 2 in which the numerical approximations to point values of y are shown as circles.

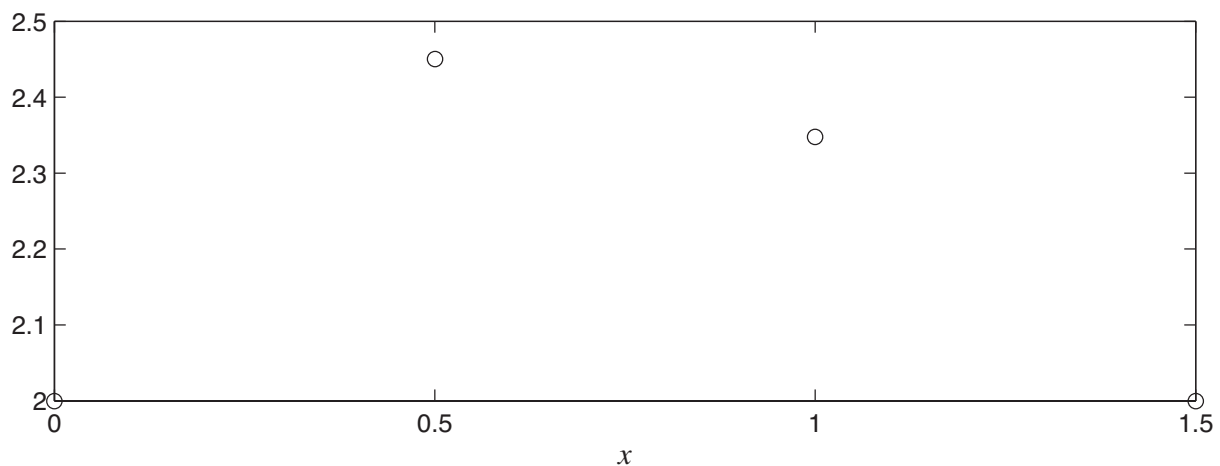


Figure 2

The question remains how close to the exact solution these approximations are. (Of course for Example 1 above it is possible to find the analytic solution fairly easily, but this will not usually be the case.)

A pragmatic way to deal with this question is to recompute the results with a smaller value of h . We know from HELM 31 that the central difference approximations get closer and closer to the derivatives which they approximate as h decreases. In Figure 3 the results for $h = 0.5$ are given again as circles, and a computer has been used to find more accurate approximations to y using $h = \frac{1.5}{7}$ (shown as squares) and yet more accurate results (shown as dots) from using $h = \frac{1.5}{10}$. (This involves solving larger systems of equations than are manageable by hand. The methods seen in HELM 30 can be used to deal with these larger systems.)

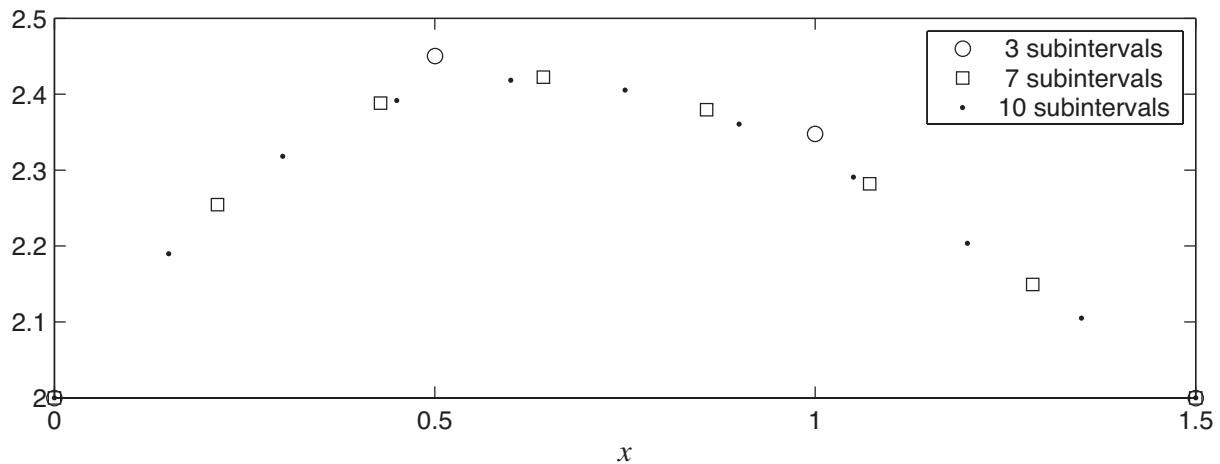


Figure 3

We can now have some confidence that the results we calculated using $h = 0.5$ tended to overestimate the true values of y .



Example 2

Let $y = y(x)$ be a solution to the boundary value problem

$$y''(x) + 2y'(x) - 2y(x) = -3 \quad 0 < x < 2$$

$$y(0) = 1, \quad y(2) = -2.$$

Using a mesh width of $h = 0.5$ obtain a central difference approximation to the differential equation and hence find simultaneous equations satisfied by the unknowns y_1 , y_2 and y_3 .

Solution

In this case the coefficients are

$$p_j - \frac{h}{2}q_j = 0.5, \quad h^2r_j - 2p_j = -2.5, \quad p_j + \frac{h}{2}q_j = 1.5, \quad h^2s_j = -0.75.$$

These values will be the same for all x because p , q , r and s are constants in this Example. Hence the general stencil is

$$0.5y_{j-1} - 2.5y_j + 1.5y_{j+1} = -3$$

Here we have $h = 0.5$ and our numerical solution consists of the values

$$\begin{aligned} y_0 &= y(0) = 1 && \text{from the boundary condition} \\ y_1 &\approx y(0.5) \\ y_2 &\approx y(1) \\ y_3 &\approx y(1.5) \\ y_4 &= y(2) = -2 && \text{from the boundary condition} \end{aligned}$$

Solution (contd.)

So there are three unknowns, y_1 , y_2 and y_3 . We centre the stencil at each of the corresponding x values. Putting $j = 1$ in the numerical stencil gives

$$0.5y_0 - 2.5y_1 + 1.5y_2 = -0.75.$$

Moving the stencil one place to the right, we put $j = 2$ so that

$$0.5y_1 - 2.5y_2 + 1.5y_3 = -0.75$$

and finally we let $j = 3$ so that

$$0.5y_2 - 2.5y_3 + 1.5y_4 = -0.75$$

In these three equations y_0 and y_4 are known from the boundary conditions and we move terms involving them to the right-hand side. This leads to the system of equations

$$\begin{bmatrix} -2.5 & 1.5 & 0 \\ 0.5 & -2.5 & 1.5 \\ 0 & 0.5 & -2.5 \end{bmatrix} \begin{bmatrix} y_1 \\ y_2 \\ y_3 \end{bmatrix} = \begin{bmatrix} -1.25 \\ -0.75 \\ 2.25 \end{bmatrix}$$

We can find (using methods from HELM 30, for example) that the solution to the system of equations in Example 2 is

$$y_1 = 0.39 \quad y_2 = -0.18 \quad y_3 = -0.94 \quad \text{to 2 decimal places.}$$



Let $y = y(x)$ be a solution to the boundary value problem

$$y''(x) + 4y'(x) = 4 \quad 0 < x < 1$$

$$y(0) = -2, y(1) = 3.$$

Using a mesh width of $h = 0.25$ obtain a central difference approximation to the differential equation and hence find a system of equations satisfied by $y_j \approx y(jh)$, $j = 1, 2, 3$.

Your solution

Work the solution on a separate piece of paper. Record the main results and your conclusions here.

Answer

In general, the central difference approximation to

$$p(x)y''(x) + q(x)y'(x) + r(x)y(x) = s(x)$$

is

$$y_{j-1} \left(p_j - \frac{h}{2} q_j \right) + y_j \left(h^2 r_j - 2p_j \right) + y_{j+1} \left(p_j + \frac{h}{2} q_j \right) = h^2 s_j.$$

In this case the coefficients are

$$p_j - \frac{h}{2} q_j = 0.5, \quad h^2 r_j - 2p_j = -2, \quad p_j + \frac{h}{2} q_j = 1.5, \quad h^2 s_j = 0.25.$$

These values will be the same for all x because p , q , r and s are constants in this Example.

In this case $h = 0.25$ and our numerical solution consists of the values

$$y_0 = y(0) = -2 \quad \text{from the boundary condition}$$

$$y_1 \approx y(0.25)$$

$$y_2 \approx y(0.5)$$

$$y_3 \approx y(0.75)$$

$$y_4 = y(1) = 3 \quad \text{from the boundary condition}$$

So there are three unknowns, y_1 , y_2 and y_3 . We centre the stencil at each of the corresponding x values. Putting $j = 1$ in the numerical stencil gives

$$0.5y_0 - 2y_1 + 1.5 = 0.25$$

Moving the stencil one place to the right, we put $j = 2$ so that

$$0.5y_1 - 2y_2 + 1.5 = 0.25$$

and finally we let $j = 3$ so that

$$0.5y_2 - 2y_3 + 1.5 = 0.25$$

In these three equations y_0 and y_4 are known from the boundary conditions and we move terms involving them to the right-hand side. This leads to the system of equations

$$\begin{bmatrix} -2 & 1.5 & 0 \\ 0.5 & -2 & 1.5 \\ 0 & 0.5 & -2 \end{bmatrix} \begin{bmatrix} y_1 \\ y_2 \\ y_3 \end{bmatrix} = \begin{bmatrix} 1.25 \\ 0.25 \\ -4.25 \end{bmatrix}$$

(And you might like to check that the solution to this system of equations is $y_1 = 0.95$, $y_2 = 2.1$ and $y_3 = 2.65$.)



Example 3

The temperature y of an electrically heated wire of length ℓ is affected by local air currents. This situation may be modelled by

$$\frac{d^2y}{dx^2} = -a - b(Y - y), \quad (0 < x < \ell).$$

Consider the case where $\ell = 3$, $a = 50$, $b = 0.1$ and $Y = 20^\circ\text{C}$ and suppose that the ends of the wire are known (to 1 decimal place) to be at temperatures $y(0) = 15.0^\circ\text{C}$ and $y(3) = 25.0^\circ\text{C}$.

Using a central difference to approximate the derivative and using 3 subintervals obtain approximations to the temperature $\frac{1}{3}$ and $\frac{2}{3}$ of the length along the wire.

Solution

This Example falls into the general case given at the beginning of this Section if we choose $p = 1$, $q = 0$, $r = -0.1$ and $s = -52$. In this case $h = 1$ and our numerical solution consists of the values

$$\begin{aligned}
y_0 &= y(0) = 15 && \text{from the boundary condition} \\
y_1 &\approx y(1) \\
y_2 &\approx y(2) \\
y_3 &= y(3) = 25 && \text{from the boundary condition}
\end{aligned}$$

So there are two unknowns, y_1 and y_2 . We centre the stencil at each of the corresponding x values. Putting $j = 1$ in the numerical stencil gives

$$y_0 - 2.1y_1 + y_2 = -52$$

Moving the stencil one place to the right, we put $j = 2$ so that

$$y_1 - 2.1y_2 + y_3 = -52$$

In these two equations y_0 and y_3 are known from the boundary conditions and we move terms involving them to the right-hand side. This leads to the system of equations

$$\begin{bmatrix} -2.1 & 1 \\ 1 & -2.1 \end{bmatrix} \begin{bmatrix} y_1 \\ y_2 \end{bmatrix} = \begin{bmatrix} -67 \\ -77 \end{bmatrix}$$

Solving this pair of simultaneous equations we find that

$$y_1 = 63.8, \quad y_2 = 67.1$$

to 1 decimal place.

We conclude that the temperature $\frac{1}{3}$ of the wire's length from the cooler end is approximately 63.8°C and the temperature the same distance from the hotter end is approximately 67.1°C , where we have rounded these numbers to the same number of places as the given boundary conditions.

The Examples and Task above were such that p , q , r and s were each equal to a constant for all values of x . More realistic engineering applications may involve coefficients that vary, and the next Example is of this type.

**Example 4**

Let $y = y(x)$ be a solution to the boundary value problem

$$\ln(2+x)y''(x) + xy'(x) + (x+1)^2y(x) = \cos(x) \quad 0 < x < 1.2$$

$$y(0) = 0, \quad y(1.2) = 2.$$

Using a mesh width of $h = 0.4$ obtain a central difference approximation to the differential equation and hence find $y_j \approx y(jh)$, $j = 1, 2$.

Solution

In general, the central difference approximation to

$$p(x)y''(x) + q(x)y'(x) + r(x)y(x) = s(x)$$

is

$$y_{j-1} \left(p_j - \frac{h}{2} q_j \right) + y_j \left(h^2 r_j - 2p_j \right) + y_{j+1} \left(p_j + \frac{h}{2} q_j \right) = h^2 s_j.$$

The coefficients will vary with j in this Example because the functions p , q , r and s are not all constants. In this case $h = 0.4$ and our numerical solution consists of the values

$$\begin{aligned} y_0 &= y(0) = 0 && \text{from the boundary condition} \\ y_1 &\approx y(0.4) \\ y_2 &\approx y(0.8) \\ y_3 &= y(1.2) = 2 && \text{from the boundary condition} \end{aligned}$$

So there are two unknowns, y_1 and y_2 . We centre the stencil at each of the corresponding x values. Putting $j = 1$ in the numerical stencil gives

$$0.795469y_0 - 1.437337y_1 + 0.955469y_2 = 0.147370$$

Moving the stencil one place to the right, we put $j = 2$ so that

$$0.869619y_1 - 1.540839y_2 + 1.189619y_3 = 0.111473$$

In these two equations y_0 and y_3 are known from the boundary conditions and we move terms involving them to the right-hand side. This gives the pair of equations

$$\begin{bmatrix} -1.437337 & 0.955469 \\ 0.869619 & -1.540839 \end{bmatrix} \begin{bmatrix} y_1 \\ y_2 \end{bmatrix} = \begin{bmatrix} 0.147370 \\ -2.267766 \end{bmatrix}$$

Solving this pair of simultaneous equations we find that

$$y_1 = 1.40, \quad y_2 = 2.26$$

to 2 decimal places.

Once again we can monitor the accuracy of the results obtained in the Example above by recomputing for a smaller value of h . In Figure 4 the values calculated are shown as circles and a computer has been used to obtain the more accurate results (shown as dots) obtained from choosing $h = \frac{1.2}{20}$.

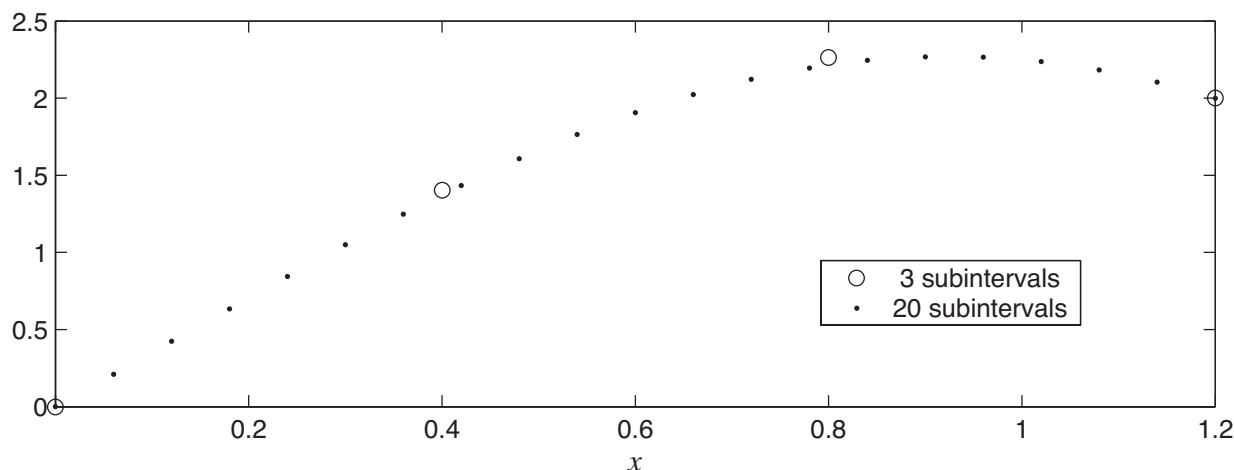


Figure 4

In the next Example we see that the derivative y' appears in the boundary condition at $x = 0$. This means that y is not given at $x = 0$ and we use the general rule given earlier in Key Point 3:

centre the stencil at every x -value where y is unknown.

So this implies that we must centre the stencil at $x = 0$ and this will cause the value y_{-1} to appear. This is a **fictitious** value that plays no part in the solution we seek and we use the derivative boundary condition to get y_{-1} in terms of y_1 . This is done with the central difference

$$y'(0) \approx \frac{y_1 - y_{-1}}{2h}.$$

The following Example implements this idea.



Example 5

Let $y = y(x)$ be a solution to the boundary value problem

$$\ln(2+x)y''(x) + xy'(x) + 2y(x) = \cos(x) \quad 0 < x < 1.2$$

$$y'(0) = -1, \quad y(1.2) = 2$$

(Note the derivative boundary condition at $x = 0$.)

Using a mesh width of $h = 0.4$ obtain a central difference approximation to the differential equation and hence find the system of equations satisfied by $y_j \approx y(jh)$, $j = 0, 1, 2$.

Solution

In general, the central difference approximation to

$$p(x)y''(x) + q(x)y'(x) + r(x)y(x) = s(x)$$

is

$$y_{j-1} \left(p_j - \frac{h}{2} q_j \right) + y_j \left(h^2 r_j - 2p_j \right) + y_{j+1} \left(p_j + \frac{h}{2} q_j \right) = h^2 s_j.$$

The coefficients vary with j in this Example because the functions p , q , r and s are not all constants. In this case $h = 0.4$ and our numerical solution consists of the values

$$y_0 \approx y(0) \text{ which is **not** given by the boundary condition}$$

$$y_1 \approx y(0.4)$$

$$y_2 \approx y(0.8)$$

$$y_3 = y(1.2) = 2 \text{ from the boundary condition}$$

So there are three unknowns, y_0 , y_1 and y_2 . We centre the stencil at each of the corresponding x values. Putting $j = 0$ in the numerical stencil gives

$$0.693147y_{-1} - 1.066294y_0 + 0.693147y_1 = 0.16$$

which introduces the fictitious quantity y_{-1} . We attach a meaning to y_{-1} on using the boundary condition at $x = 0$. Approximating the derivative in the boundary condition by a central difference gives

$$\frac{y_1 - y_{-1}}{2h} = -1 \Rightarrow y_{-1} = y_1 + 0.8$$

and we use this to remove y_{-1} from the equation where it first appeared. Hence

$$-1.066294y_0 + 1.386294y_1 = 0.7145177$$

The remaining steps are similar to previous Examples. Putting $j = 1$ in the stencil gives

$$0.795469y_0 - 1.430937y_1 + 0.955469y_2 = 0.147370.$$

Moving the stencil one place to the right, we put $j = 2$ so that

$$0.869619y_1 - 1.739239y_2 + 1.189619y_3 = 0.111473$$

In the last equation y_3 is known from the boundary conditions and we move the term involving it to the right-hand side. This leaves us with the system of equations

$$\begin{bmatrix} -1.066294 & 1.386294 & 0 \\ 0.795469 & -1.430937 & 0.955469 \\ 0 & 0.869619 & -1.739239 \end{bmatrix} \begin{bmatrix} y_0 \\ y_1 \\ y_2 \end{bmatrix} = \begin{bmatrix} 0.714518 \\ 0.147370 \\ -2.267766 \end{bmatrix}$$

where the components are given to 6 decimal places.

Exercises

1. Let $y = y(x)$ be a solution to the boundary value problem

$$y''(x) - 2y'(x) + 3y(x) = 6 \quad 0 < x < 0.75$$

$$y(0) = 2, y(0.75) = 1$$

Using a mesh width of $h = 0.25$ obtain a central difference approximation to the differential equation and hence find $y_1 \approx y(0.25)$ and $y_2 \approx y(0.5)$.

2. Let $y = y(x)$ be a solution to the boundary value problem

$$2y''(x) + 3y'(x) = 5 \quad 0 < x < 1.2$$

$$y(0) = -2, y(1.2) = 3$$

Using a mesh width of $h = 0.3$ obtain a central difference approximation to the differential equation and hence find a system of equations satisfied by $y_1 \approx y(0.3)$, $y_2 \approx y(0.6)$ and $y_3 \approx y(0.9)$.

3. Let $y = y(x)$ be a solution to the boundary value problem

$$y''(x) + x^2y'(x) + 3y(x) = x \quad 0 < x < 1.5$$

$$y'(0) = 2, y(1.5) = 1. \text{ (Note the derivative boundary condition at } x = 0.)$$

Using a mesh width of $h = 0.5$ obtain a central difference approximation to the differential equation and hence find the system of equations satisfied by $y_j \approx y(jh)$, $j = 0, 1, 2$.

Answers

1. In general, the central difference approximation to

$$p(x)y''(x) + q(x)y'(x) + r(x)y(x) = s(x)$$

is

$$y_{j-1} \left(p_j - \frac{h}{2}q_j \right) + y_j \left(h^2 r_j - 2p_j \right) + y_{j+1} \left(p_j + \frac{h}{2}q_j \right) = h^2 s_j.$$

In this case the coefficients are

$$p_j - \frac{h}{2}q_j = 1.25, \quad h^2 r_j - 2p_j = -1.8125, \quad p_j + \frac{h}{2}q_j = 0.75, \quad h^2 s_j = 0.375.$$

These values will be the same for all x because p , q , r and s are constants in this Example. In this case $h = 0.25$ and our numerical solution consists of the values

$$\begin{aligned} y_0 &= y(0) = 2 \quad \text{from the boundary condition} \\ y_1 &\approx y(0.25) \\ y_2 &\approx y(0.5) \\ y_3 &= y(0.75) = 1 \quad \text{from the boundary condition} \end{aligned}$$

So there are two unknowns, y_1 and y_2 . We centre the stencil at each of the corresponding x values. Putting $j = 1$ in the numerical stencil gives

$$1.25y_0 - 1.8125y_1 + 0.75y_2 = 0.375$$

Moving the stencil one place to the right, we put $j = 2$ so that

$$1.25y_1 - 1.8125y_2 + 0.75y_3 = 0.375$$

In these two equations y_0 and y_3 are known from the boundary conditions and we move terms involving them to the right-hand side. This leads to the system of equations

$$\begin{bmatrix} -1.8125 & 0.75 \\ 1.25 & -1.8125 \end{bmatrix} \begin{bmatrix} y_1 \\ y_2 \end{bmatrix} = \begin{bmatrix} -2.125 \\ -0.375 \end{bmatrix}$$

with solution

$$y_1 = 1.76, \quad y_2 = 1.42$$

to 2 decimal places.

Answers

2. In general, the central difference approximation to

$$p(x)y''(x) + q(x)y'(x) + r(x)y(x) = s(x)$$

is

$$y_{j-1} \left(p_j - \frac{h}{2}q_j \right) + y_j \left(h^2 r_j - 2p_j \right) + y_{j+1} \left(p_j + \frac{h}{2}q_j \right) = h^2 s_j.$$

In this case the coefficients are

$$p_j - \frac{h}{2}q_j = 1.55, \quad h^2 r_j - 2p_j = -4, \quad p_j + \frac{h}{2}q_j = 2.45, \quad h^2 s_j = 0.45.$$

These values will be the same for all x because p , q , r and s are constants in this Example. In this case $h = 0.3$ and our numerical solution consists of the values

$$\begin{aligned} y_0 &= y(0) = -2 && \text{from the boundary condition} \\ y_1 &\approx y(0.3) \\ y_2 &\approx y(0.6) \\ y_3 &\approx y(0.9) \\ y_4 &= y(1.2) = 3 && \text{from the boundary condition} \end{aligned}$$

So there are three unknowns, y_1 , y_2 and y_3 . We centre the stencil at each of the corresponding x values. Putting $j = 1$ in the numerical stencil gives

$$1.55y_0 - 4y_1 + 2.45 = 0.45$$

Moving the stencil one place to the right, we put $j = 2$ so that

$$1.55y_1 - 4y_2 + 2.45 = 0.45$$

and finally we let $j = 3$ so that

$$1.55y_2 - 4y_3 + 2.45 = 0.45$$

In these three equations y_0 and y_4 are known from the boundary conditions and we move terms involving them to the right-hand side. This leads to the system of equations

$$\begin{bmatrix} -4 & 2.45 & 0 \\ 1.55 & -4 & 2.45 \\ 0 & 1.55 & -4 \end{bmatrix} \begin{bmatrix} y_1 \\ y_2 \\ y_3 \end{bmatrix} = \begin{bmatrix} 3.55 \\ 0.45 \\ -6.9 \end{bmatrix}$$

Answers

3. In general, the central difference approximation to

$$p(x)y''(x) + q(x)y'(x) + r(x)y(x) = s(x)$$

is

$$y_{j-1} \left(p_j - \frac{h}{2} q_j \right) + y_j \left(h^2 r_j - 2p_j \right) + y_{j+1} \left(p_j + \frac{h}{2} q_j \right) = h^2 s_j.$$

The coefficients vary with j in this exercise because the functions p , q , r and s are not all constants. In this case $h = 0.5$ and our numerical solution consists of the values

$$y_0 \approx y(0) \quad \text{which is **not** given by the boundary condition}$$

$$y_1 \approx y(0.5)$$

$$y_2 \approx y(1)$$

$$y_3 = y(1.5) = 1 \quad \text{from the boundary condition}$$

So there are three unknowns, y_0 , y_1 and y_2 . We centre the stencil at each of the corresponding x values. Putting $j = 0$ in the numerical stencil gives

$$y_{-1} - 1.25y_0 + y_1 = 0$$

which introduces the fictitious quantity y_{-1} . We attach a meaning to y_{-1} on using the boundary condition at $x = 0$. Approximating the derivative in the boundary condition by a central difference gives

$$\frac{y_1 - y_{-1}}{2h} = 2 \quad \Rightarrow \quad y_{-1} = y_1 - 2$$

and we use this to remove y_{-1} from the equation where it first appeared. Hence

$$-1.25y_0 + 2y_1 = -2$$

The remaining steps are similar to previous exercises. Putting $j = 1$ in the stencil gives

$$0.9375y_0 - 1.25y_1 + 1.0625y_2 = 0.125$$

Moving the stencil one place to the right, we put $j = 2$ so that

$$0.75y_1 - 1.25y_2 + 1.25y_3 = 0.25$$

In the last equation y_3 is known from the boundary conditions and we move the term involving it to the right-hand side. This leads to the system of equations

$$\begin{bmatrix} -1.25 & 2 & 0 \\ 0.9375 & -1.25 & 1.0625 \\ 0 & 0.75 & -1.25 \end{bmatrix} \begin{bmatrix} y_0 \\ y_1 \\ y_2 \end{bmatrix} = \begin{bmatrix} -2 \\ 0.125 \\ -1 \end{bmatrix}$$

Elliptic PDEs

33.2



Introduction

In HELM 32.4 and 32.5, we saw methods of obtaining numerical solutions to Parabolic and Hyperbolic partial differential equations (PDEs). Another class of PDEs are the Elliptic type, and these usually model time-independent situations. In this Section we will concentrate on two particularly important Elliptic type PDEs: Laplace's equation and Poisson's equation.



Prerequisites

Before starting this Section you should ...

- familiarise yourself with difference methods for approximating second derivatives (HELM 31.3)
- revise the Jacobi and Gauss-Seidel methods from (HELM 30.5)



Learning Outcomes

On completion you should be able to ...

- obtain simple approximate solutions of certain elliptic equations

1. Elliptic equations

Consider a region R (for example, a rectangle) in the xy -plane. We might pose the following boundary value problem

$$\begin{aligned} u_{xx} + u_{yy} &= f(x, y) && \text{a given function, in } R \\ u &= g && \text{a given function, on the boundary of } R \end{aligned}$$

- if $f = 0$ everywhere, then the PDE is called **Laplace's equation**
- if f is non-zero somewhere in R then the PDE is called **Poisson's equation**

Laplace's equation models a huge range of physical situations. It is used by coastal engineers to approximate the motion of the sea; it is used to model electric potential; it can give an approximation to heat distribution in certain steady state problems. The list goes on and on. The generalisation to Poisson's equation opens up further application areas, but for our purposes in this Section we will concentrate on how to solve the equation, rather than on how it is applied.

2. A five point stencil

The approach we shall use is to approximate the two second derivatives using central differences. First we need some notation for our numerical solution, and we shall re-use some of the ideas seen in HELM 32.4 and HELM 32.5. We divide the x -axis up into subintervals of width δx and the y -axis into subintervals of width δy .

There is a simplification available to us now that was not possible in HELM 32. Here, the two independent variables (x and y) both measure distance (in HELM 32 we had x measuring distance and t measuring time) and there is no reason to suppose that one direction is more important than another, so we may choose the subintervals δx and δy to be equal.



Key Point 4

In deriving numerical solutions to elliptic PDEs we use equal steps in the x and y directions. That is, we take

$$\delta x = \delta y = h \quad (\text{say})$$

So the idea is to approximate the second derivatives in the familiar way:

$$u_{xx} \approx \frac{u(x+h, y) - 2u(x, y) + u(x-h, y)}{h^2}, \quad u_{yy} \approx \frac{u(x, y+h) - 2u(x, y) + u(x, y-h)}{h^2}$$

We will write our numerical approximation as

$$\begin{array}{ccc} u_{i,j} & \approx & u(ih, jh) \\ \uparrow & & \uparrow \\ \text{numerical} & & \text{exact (i.e. unknown) solution} \\ \text{approximation} & & \text{evaluated at } x = i \times h, y = j \times h \end{array}$$



Key Point 5

We use **subscripts** on u to relate to space variables. For Elliptic PDEs both of the independent variables measure distance and so we have *two* subscripts.



Key Point 6

If there is no danger of ambiguity we may omit the comma from the subscript. That is,

$u_{i,j}$ may be written u_{ij} and $f_{i,j}$ may be written f_{ij}

Given all of this preamble we can now write down a difference equation which approximates the partial differential equation:

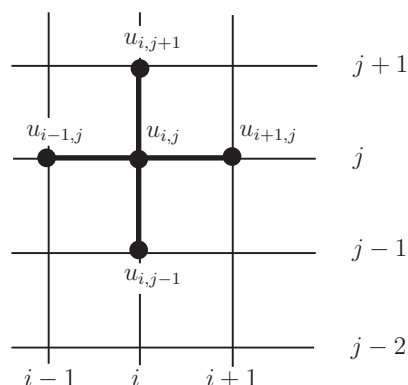
$$\underbrace{\frac{u_{i+1,j} - 2u_{i,j} + u_{i-1,j}}{h^2}}_{\approx u_{xx}} + \underbrace{\frac{u_{i,j+1} - 2u_{i,j} + u_{i,j-1}}{h^2}}_{\approx u_{yy}} = f_{i,j}$$

\uparrow
 notation for $f(ih, jh)$

Rearranging this gives

$$-4u_{i,j} + u_{i+1,j} + u_{i-1,j} + u_{i,j+1} + u_{i,j-1} = h^2 f_{i,j}$$

This equation defines a **five-point stencil** approximating the PDE. The following diagram shows the stencil.

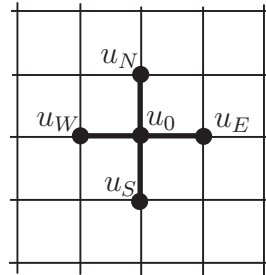


The idea in an implementation of this stencil is to centre the cross-shape on each i, j node where we want to find u . This guarantees that we will end up with the same number of equations as unknowns. An example of this approach will follow shortly, but first we note other ways of writing down the five-point stencil.

As the diagram above shows, the stencil involves a centre point and four additional points each corresponding to one of the points of the compass. It is this observation which has led to a simplified version of the mathematical expression and the diagram. The symbolic stencil can be written

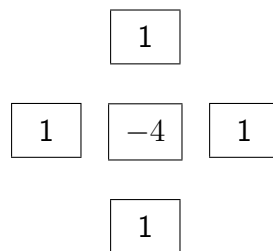
$$-4u_0 + u_E + u_W + u_N + u_S = h^2 f_0,$$

where a subscript 0 corresponds to the centre of the stencil and other subscripts correspond to compass points (North, South, East, West) in the obvious way. The diagram becomes



and we reinterpret the local “0, N, S, E, W” positions each time we move the stencil on the global grid.

Another way of writing the stencil is as follows:



This latest version has the advantage of showing the values of the coefficients used in approximating $u_{xx} + u_{yy}$.

We summarise in Key Point 7 the main idea using the notation established above.



Key Point 7

The **five-point stencil** used to approximate the partial differential equation

$$u_{xx} + u_{yy} = f(x, y)$$

gives rise to the difference equation

$$-4u_0 + u_E + u_W + u_N + u_S = h^2 f_0$$



Example 6

Consider the boundary value problem

$$u_{xx} + u_{yy} = 0 \quad \text{in the square } 0 < x < 1, \quad 0 < y < 1$$

$$u = x^2 y \quad \text{on the boundary.}$$

Use $h = \frac{1}{3}$ and formulate a system of simultaneous equations for the 4 unknowns.

Solution

In the diagram on the right we see a schematic of the square in the xy plane. The numbers correspond to boundary data where the numerical grid intersects that boundary. The (as yet unknown) numerical approximations are shown in the positions where they approximate $u(x, y)$.

$y \uparrow$				
0	$\frac{1}{9}$	$\frac{4}{9}$	1	
	u_{12}	u_{22}	$\frac{2}{3}$	
	u_{11}	u_{21}	$\frac{1}{3}$	
	0	0	0	$\rightarrow x$

The numerical stencil in this case is $-4u_0 + u_E + u_W + u_N + u_S = 0$ and we centre this at each of the places where u is sought. There are four such places in this example:

$$\text{bottom left:} \quad -4u_{11} + u_{21} + 0 + u_{12} + 0 = 0$$

$$\text{bottom right:} \quad -4u_{21} + \frac{1}{3} + u_{11} + u_{22} + 0 = 0$$

$$\text{top left:} \quad -4u_{12} + u_{22} + 0 + \frac{1}{9} + u_{11} = 0$$

$$\text{top right:} \quad -4u_{22} + \frac{2}{3} + u_{12} + \frac{4}{9} + u_{21} = 0$$

\uparrow
Centre

\uparrow
East

\uparrow
West

\uparrow
North

\uparrow
South

This is a system of equations in the four unknowns which may be written

$$\begin{pmatrix} -4 & 1 & 1 & 0 \\ 1 & -4 & 0 & 1 \\ 1 & 0 & -4 & 1 \\ 0 & 1 & 1 & -4 \end{pmatrix} \begin{pmatrix} u_{11} \\ u_{21} \\ u_{12} \\ u_{22} \end{pmatrix} = - \begin{pmatrix} 0 \\ \frac{1}{3} \\ \frac{1}{9} \\ \frac{10}{9} \end{pmatrix}$$

It is now a (simple, in theory) matter of solving the system to obtain the numerical approximation to u .

It turns out that the solution to the system of equations is $u_{11} = \frac{1}{12}$, $u_{21} = \frac{7}{36}$, $u_{12} = \frac{5}{36}$ and $u_{22} = \frac{13}{36}$. These values are, to four decimal places, 0.0833, 0.1944, 0.1389 and 0.3611, respectively. We will say more later about how to solve the system of equations, but first there is a Task to help consolidate what we have covered so far.



Consider the boundary value problem

$$\begin{aligned} u_{xx} + u_{yy} &= -2 && \text{in the square } 0 < x < 1, \quad 0 < y < 1 \\ u &= xy && \text{on the boundary.} \end{aligned}$$

Use $h = \frac{1}{3}$ and hence formulate a system of simultaneous equations for the four unknowns.

Your solution

Answer

In the diagram on the right we see a schematic of the square in the xy plane. The numbers correspond to boundary data where the numerical grid intersects that boundary. The (as yet unknown) numerical approximations are shown in the positions where they approximate $u(x, y)$.

$$\begin{array}{ccccccc}
 & & & & y & \uparrow & \\
 & 0 & \frac{1}{3} & \frac{2}{3} & 1 & & \\
 & 0 & u_{12} & u_{22} & \frac{2}{3} & & \\
 & 0 & u_{11} & u_{21} & \frac{1}{3} & & \\
 & 0 & 0 & 0 & 0 & \rightarrow & x
 \end{array}$$

The numerical stencil in this case is

$$-4u_0 + u_E + u_W + u_N + u_S = h^2 f_0 = \left(\frac{1}{3}\right)^2 \times (-2) = -\frac{2}{9}$$

and we centre this at each of the places where u is sought. In this Example there are four such places:

$$\begin{array}{lcl}
 \text{bottom left:} & -4u_{11} + u_{21} + 0 + u_{12} + 0 & = -\frac{2}{9} \\
 \text{bottom right:} & -4u_{21} + \frac{1}{3} + u_{11} + u_{22} + 0 & = -\frac{2}{9} \\
 \text{top left:} & -4u_{12} + u_{22} + 0 + \frac{1}{3} + u_{11} & = -\frac{2}{9} \\
 \text{top right:} & -4u_{22} + \frac{2}{3} + u_{12} + \frac{2}{3} + u_{21} & = -\frac{2}{9} \\
 & \begin{array}{ccccc} \uparrow & \uparrow & \uparrow & \uparrow & \uparrow \\ \text{Centre} & \text{East} & \text{West} & \text{North} & \text{South} \end{array} &
 \end{array}$$

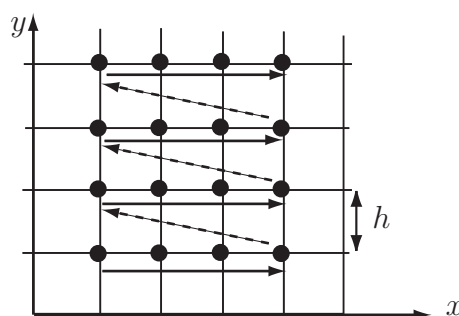
This is a system of equations in the four unknowns and it may be written

$$\begin{pmatrix} -4 & 1 & 1 & 0 \\ 1 & -4 & 0 & 1 \\ 1 & 0 & -4 & 1 \\ 0 & 1 & 1 & -4 \end{pmatrix} \begin{pmatrix} u_{11} \\ u_{21} \\ u_{12} \\ u_{22} \end{pmatrix} = - \begin{pmatrix} \frac{2}{9} \\ \frac{5}{9} \\ \frac{5}{9} \\ \frac{14}{9} \end{pmatrix}$$

3. Systems of equations

In order to obtain accurate results over a large number of interior points, we need to decrease h compared to the values used in the Examples above.

The diagram below shows a case where 5 steps are used in each direction on a square domain. It follows that there will be $4 \times 4 = 16$ unknowns. Positioning the stencil over each xy position where u is unknown will give the right number of equations, and the order we take the 16 points is indicated by the arrows on the diagram.



It follows that there will be a system of equations involving

$$\begin{pmatrix} -4 & 1 & 0 & 0 & 1 & 0 & 0 & 0 & 0 & 0 & 0 & 0 & 0 & 0 & 0 \\ 1 & -4 & 1 & 0 & 0 & 1 & 0 & 0 & 0 & 0 & 0 & 0 & 0 & 0 & 0 \\ 0 & 1 & -4 & 1 & 0 & 0 & 1 & 0 & 0 & 0 & 0 & 0 & 0 & 0 & 0 \\ 0 & 0 & 1 & -4 & 1 & 0 & 0 & 1 & 0 & 0 & 0 & 0 & 0 & 0 & 0 \\ 1 & 0 & 0 & 1 & -4 & 1 & 0 & 0 & 1 & 0 & 0 & 0 & 0 & 0 & 0 \\ 0 & 1 & 0 & 0 & 1 & -4 & 1 & 0 & 0 & 1 & 0 & 0 & 0 & 0 & 0 \\ 0 & 0 & 1 & 0 & 0 & 1 & -4 & 1 & 0 & 0 & 1 & 0 & 0 & 0 & 0 \\ 0 & 0 & 0 & 1 & 0 & 0 & 1 & -4 & 1 & 0 & 0 & 1 & 0 & 0 & 0 \\ 0 & 0 & 0 & 0 & 1 & 0 & 0 & 1 & -4 & 1 & 0 & 0 & 1 & 0 & 0 \\ 0 & 0 & 0 & 0 & 0 & 1 & 0 & 0 & 1 & -4 & 1 & 0 & 0 & 1 & 0 \\ 0 & 0 & 0 & 0 & 0 & 0 & 1 & 0 & 0 & 1 & -4 & 1 & 0 & 0 & 1 \\ 0 & 0 & 0 & 0 & 0 & 0 & 0 & 1 & 0 & 0 & 1 & -4 & 1 & 0 & 0 \\ 0 & 0 & 0 & 0 & 0 & 0 & 0 & 0 & 1 & 0 & 0 & 1 & -4 & 1 & 0 \\ 0 & 0 & 0 & 0 & 0 & 0 & 0 & 0 & 0 & 1 & 0 & 0 & 1 & -4 & 1 \end{pmatrix} \begin{pmatrix} u_{11} \\ u_{21} \\ u_{31} \\ u_{41} \\ u_{12} \\ u_{22} \\ u_{32} \\ u_{42} \\ u_{13} \\ u_{23} \\ u_{33} \\ u_{43} \\ u_{14} \\ u_{24} \\ u_{34} \\ u_{44} \end{pmatrix} = \dots$$

with a right-hand side that depends on the function f and the boundary conditions.

There is a great deal of structure in this matrix. Most of the elements are zero. Apart from that there are five non-zero diagonal bands (from top-left to bottom-right), each corresponding to a component of the five-point stencil. The main diagonal is made up of repetitions of -4 , the coefficient from the centre of the 5-point stencil. Immediately above and below the main diagonal are terms that come from the easterly and westerly extremes of the stencil, respectively. Separated from the tridiagonal band are two outlying lines of 1s. The uppermost sequence of 1s is due to the northerly point on the stencil and the lowermost is a consequence of the southerly point.

It is worth noting that much of this structure failed to emerge in the numerical examples considered earlier. This was because the mesh was so coarse (that is, h was so large) that the stencil was always in touch with the boundary. It is more usual that most placings of the stencil will produce an equation involving five unknowns.

In general, then, an implementation of the five-point stencil will ultimately involve having to solve a potentially large number of simultaneous equations. We have seen in HELM 30 methods for dealing with systems of equations, for example we saw the Jacobi and Gauss-Seidel iterative methods. It is possible, in the present application, to implement these methods directly *via* the numerical stencil. The next subsection describes how this may be achieved.

4. Iterative methods

An implementation of the five-point stencil

$$-4u_0 + u_E + u_W + u_S + u_N = h^2 f_0$$

leads to a system of simultaneous equations in the unknowns. This system of equations can be dealt with using methods seen in HELM 30, but here we show ways in which systematic iterative methods can be derived **directly from the numerical stencil**.

The general approach is as follows:

1. Start with an initial guess for the unknowns. Call this initial guess $u_{i,j}^0$.
2. Use some means to improve the guess. Call the improvement $u_{i,j}^1$.
3. And so on. In general we derive a new set of approximations $u_{i,j}^{n+1}$ in terms of the previous approximations $u_{i,j}^n$.

Jacobi iteration


The approach we adopt here is to update the approximation at the centre of the stencil using the four old values around the edge of the stencil. That is

$$-4u_0^{n+1} + u_E^n + u_W^n + u_S^n + u_N^n = h^2 f_0$$

rearranging this gives

$$u_0^{n+1} = \frac{1}{4} (u_E^n + u_W^n + u_S^n + u_N^n - h^2 f_0)$$

The following Example uses the same data (rounded to four decimal places here) as in Example 6.

**Example 7**

Suppose that $u = u(x, y)$ satisfies Laplace's equation

$$u_{xx} + u_{yy} = 0$$

in the square region $0 < x, y < 1$ with $u = x^2y$ on the boundary. Assuming a mesh size of $h = \frac{1}{3}$ use the Jacobi iteration, with starting values $u_{ij}^0 = 0$, to perform two iterations. The boundary data are as given in the schematic below.

$y \uparrow$				
0.0000	0.1111	0.4444	1.0000	
0.0000	u_{12}	u_{22}	0.6667	
0.0000	u_{11}	u_{21}	0.3333	
0.0000	0.0000	0.0000	0.0000	$\rightarrow x$

Solution

Putting in the initial guesses for the four unknowns $u_{11}, u_{12}, u_{21}, u_{22}$ we obtain the situation depicted below.

$y \uparrow$				
0.0000	0.1111	0.4444	1.0000	
0.0000	0	0	0.6667	
0.0000	0	0	0.3333	
0.0000	0.0000	0.0000	0.0000	$\rightarrow x$

The first iteration involves using

$$4u_0^1 = u_E^0 + u_W^0 + u_N^0 + u_S^0 - h^2 f_0$$

where, in this case, $h^2 f_0 = 0$. So the first iteration gives us

$$u_{11}^1 = 0.0000 \quad u_{21}^1 = 0.0833 \quad u_{12}^1 = 0.0278 \quad u_{22}^1 = 0.2778$$

The second iteration begins by putting these new approximations to the interior values into the grid. This gives

$y \uparrow$				
0.0000	0.1111	0.4444	1.0000	
0.0000	0.0278	0.2778	0.6667	
0.0000	0.0000	0.0833	0.3333	
0.0000	0.0000	0.0000	0.0000	$\rightarrow x$

We now apply $4u_0^2 = u_E^1 + u_W^1 + u_N^1 + u_S^1$ to obtain

$$u_{11}^2 = 0.0278 \quad u_{21}^2 = 0.1528 \quad u_{12}^2 = 0.0972 \quad u_{22}^2 = 0.3056$$

In practice, using a computer to carry out the arithmetic, we would continue iterating until the results settle down to a converged value. Using a computer spreadsheet, for example, we can see that a total of 15 iterations is enough to achieve results converged to four decimal places. We noted earlier that, to four decimal places, $u_{11} = 0.0833$, $u_{21} = 0.1944$, $u_{12} = 0.1389$ and $u_{22} = 0.3611$.

The following Task uses the same data as the preceding Task (pages 23-24), except that we have rounded the boundary data to four decimal places instead of using the exact fractions.



Suppose that $u = u(x, y)$ satisfies Poisson's equation

$$u_{xx} + u_{yy} = -2$$

in the square region $0 < x, y < 1$ with $u = xy$ on the boundary. Assuming a mesh size of $h = \frac{1}{3}$ use the Jacobi iteration, with starting values $u_{ij}^0 = 0$, to perform two iterations. The boundary data are as given in the schematic below.

$y \uparrow$				
0.0000	0.3333	0.6667	1.0000	
0.0000	u_{12}	u_{22}	0.6667	
0.0000	u_{11}	u_{21}	0.3333	
0.0000	0.0000	0.0000	0.0000	$\rightarrow x$

Your solution

First iteration:

Answer

Putting in the initial guesses for the four unknowns we obtain the situation depicted below.

$y \uparrow$				
0.0000	0.3333	0.6667	1.0000	
0.0000	0	0	0.6667	
0.0000	0	0	0.3333	
0.0000	0.0000	0.0000	0.0000	$\rightarrow x$

The first iteration involves using

$$4u_0^1 = u_E^0 + u_W^0 + u_N^0 + u_S^0 - h^2 f_0$$

where in this case $h^2 f_0 = -0.2222$. So the first iteration gives us

$$u_{11}^1 = 0.0556 \quad u_{21}^1 = 0.1389 \quad u_{12}^1 = 0.1389 \quad u_{22}^1 = 0.3889$$

Your solution

Second iteration:

Answer

The second iteration begins by putting these new approximations to the interior values into the grid. This gives

$$\begin{array}{cccc}
 y \uparrow & & & \\
 0.0000 & 0.3333 & 0.6667 & 1.0000 \\
 0.0000 & 0.1389 & 0.3889 & 0.6667 \\
 0.0000 & 0.0556 & 0.1389 & 0.3333 \\
 0.0000 & 0.0000 & 0.0000 & 0.0000 \rightarrow x
 \end{array}$$

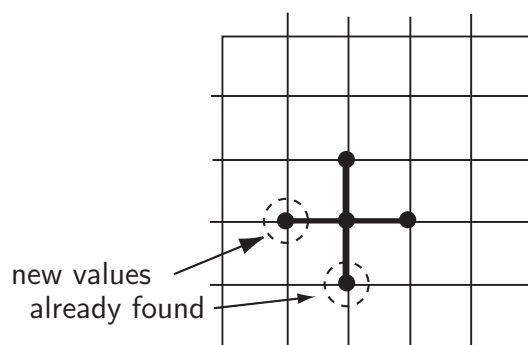
We now perform the second iteration $4u_0^2 = u_E^1 + u_W^1 + u_N^1 + u_S^1 - h^2 f_0$ again, but with the new values. We obtain

$$\begin{aligned}
 u_{11}^2 &= 0.1250 \\
 u_{21}^2 &= 0.2500 \\
 u_{12}^2 &= 0.2500 \\
 u_{22}^2 &= 0.4583
 \end{aligned}$$

In the case above 17 iterations are required to achieve results that have converged to 4 decimal places. We find that $u_{11} = 0.2222$, $u_{12} = 0.3333$, $u_{21} = 0.3333$ and $u_{22} = 0.5556$.

Gauss-Seidel iteration

In the implementation of the Jacobi method we used old values for the southerly and westerly points when new values had already been calculated.



The Gauss-Seidel method uses the new values as soon as they are available. Stating this formally we have

$$u_0^{n+1} = \frac{1}{4} (u_E^n + \overset{\substack{\text{new values here} \\ \downarrow}}{u_W^{n+1}} + \overset{\substack{\text{new values here} \\ \downarrow}}{u_S^{n+1}} + u_N^n - h^2 f_0)$$

Example 8 below uses the same data as Examples 6 and 7.



Example 8

Suppose that $u = u(x, y)$ satisfies Laplace's equation

$$u_{xx} + u_{yy} = 0$$

in the square region $0 < x, y < 1$ with $u = x^2 y$ on the boundary. Assuming a mesh size of $h = \frac{1}{3}$, use the Gauss-Seidel iteration, with starting values $u_{ij}^0 = 0$, to perform two iterations. The boundary data are as given in the schematic below.

$$\begin{array}{ccccccc} & y \uparrow & & & & & \\ & 0.0000 & 0.1111 & 0.4444 & 1.0000 & & \\ & 0.0000 & u_{12} & u_{22} & 0.6667 & & \\ & 0.0000 & u_{11} & u_{21} & 0.3333 & & \\ & 0.0000 & 0.0000 & 0.0000 & 0.0000 & \rightarrow x & \end{array}$$

Solution

Putting in the initial guesses for the four unknowns we obtain the situation depicted below.

$$\begin{array}{ccccccc} & y \uparrow & & & & & \\ & 0.0000 & 0.1111 & 0.4444 & 1.0000 & & \\ & 0.0000 & 0 & 0 & 0.6667 & & \\ & 0.0000 & 0 & 0 & 0.3333 & & \\ & 0.0000 & 0.0000 & 0.0000 & 0.0000 & \rightarrow x & \end{array}$$

The first iteration involves using

$$4u_0^1 = u_E^0 + u_W^1 + u_N^0 + u_S^1 - h^2 f_0$$

where in this case $h^2 f_0 = 0$. So the first iteration gives us

$$\begin{aligned} u_{11}^1 &= 0.0000 \\ u_{21}^1 &= 0.0833 \\ u_{12}^1 &= 0.0278 \\ u_{22}^1 &= 0.3056 \end{aligned}$$

Solution (contd.)

The second iteration begins by putting these new approximations to the interior values into the grid. This gives

$y \uparrow$				
0.0000	0.1111	0.4444	1.0000	
0.0000	0.0278	0.3056	0.6667	
0.0000	0.0000	0.0833	0.3333	
0.0000	0.0000	0.0000	0.0000	$\rightarrow x$

We now apply $4u_0^2 = u_E^1 + u_W^2 + u_N^1 + u_S^2 - h^2 f_0$ to obtain

$$u_{11}^2 = 0.0278 \quad u_{21}^2 = 0.1667 \quad u_{12}^2 = 0.1111 \quad u_{22}^2 = 0.3472$$

(And, using a computer spreadsheet, for example, we can see that a total of 7 iterations is enough to achieve results converged to four decimal places. This compares well with the 15 iterations required by Jacobi in Example 7.)



Suppose that $u = u(x, y)$ satisfies Poisson's equation

$$u_{xx} + u_{yy} = -2$$

in the square region $0 < x, y < 1$ with $u = xy$ on the boundary. Assuming a mesh size of $h = \frac{1}{3}$ use the Gauss-Seidel iteration, with starting values $u_{ij}^0 = 0$, to perform two iterations. The boundary data are as given in the schematic below.

$y \uparrow$				
0.0000	0.3333	0.6667	1.0000	
0.0000	u_{12}	u_{22}	0.6667	
0.0000	u_{11}	u_{21}	0.3333	
0.0000	0.0000	0.0000	0.0000	$\rightarrow x$

Your solution

First iteration:

Answer

Putting in the initial guesses for the four unknowns we obtain the situation depicted below.

$$\begin{array}{ccccccc}
 & y \uparrow & & & & & \\
 & 0.0000 & 0.3333 & 0.6667 & 1.0000 & & \\
 & 0.0000 & 0 & 0 & 0.6667 & & \\
 & 0.0000 & 0 & 0 & 0.3333 & & \\
 & 0.0000 & 0.0000 & 0.0000 & 0.0000 & \rightarrow x &
 \end{array}$$

The first iteration involves using

$$4u_0^1 = u_E^0 + u_W^1 + u_N^0 + u_S^1 - h^2 f_0$$

where in this case $h^2 f_0 = -0.2222$. We need to take care so as to use new values as soon as they are available. So the first iteration gives us

$$\begin{aligned}
 u_{11}^1 &= 0.0556 \\
 u_{21}^1 &= 0.1528 && \text{using the new } u_{11} \text{ approximation} \\
 u_{12}^1 &= 0.1528 && \text{using the new } u_{11} \text{ approximation} \\
 u_{22}^1 &= 0.4653 && \text{using the new } u_{12} \text{ and } u_{21} \text{ approximations}
 \end{aligned}$$

(to 4 decimal places).

Your solution

Second iteration:

Answer

The second iteration begins by putting these new approximations to the interior values into the grid. This gives

$y \uparrow$				
0.0000	0.3333	0.6667	1.0000	
0.0000	0.1528	0.4653	0.6667	
0.0000	0.0556	0.1528	0.3333	
0.0000	0.0000	0.0000	0.0000	$\rightarrow x$

We now apply $4u_0^2 = u_E^1 + u_W^2 + u_N^1 + u_S^2 - h^2 f_0$ again, but with the new values. We obtain

$$\begin{aligned} u_{11}^2 &= 0.1319 \\ u_{21}^2 &= 0.2882 && \text{using the new } u_{11} \text{ approximation} \\ u_{12}^2 &= 0.2882 && \text{using the new } u_{11} \text{ approximation} \\ u_{22}^2 &= 0.5330 && \text{using the new } u_{12} \text{ and } u_{21} \text{ approximations} \end{aligned}$$

and we can write this information in the form

$y \uparrow$				
0.0000	0.3333	0.6667	1.0000	
0.0000	0.2882	0.5330	0.6667	
0.0000	0.1319	0.2882	0.3333	
0.0000	0.0000	0.0000	0.0000	$\rightarrow x$

Again, a computer can be used to continue iterating until convergence. This method applied to this Task needs 8 iterations to achieve 4 decimal place convergence, a fact which compares very well with the 17 required by the Jacobi method.

Convergence

We now summarise some important points

1. For the problems discussed in these pages, the Jacobi and Gauss-Seidel methods will **always converge for any initial guesses** u_{ij}^0 . (Of course, very poor initial guesses will result in more iterations being required.)
2. For a given problem and given starting guesses u_{ij}^0 , the Gauss-Seidel method will, in general, **converge in fewer iterations than Jacobi**. (That is, using the new, improved values as soon as they are available speeds up the process.)
3. One possible advantage with the Jacobi approach is that it can be **parallelised**, that is, it is in theory possible to do all the calculations for a given iteration simultaneously. In other words, everything we will need to know to carry out an iteration is known before the iteration begins. This is not the case with Gauss-Seidel in which during an iteration, most calculations use a result from within the current iteration. This advantage with Jacobi only manifests itself when using computers with a parallelisation option and for large problems.

Exercises

1. Suppose that $u = u(x, y)$ satisfies Laplace's equation

$$u_{xx} + u_{yy} = 0$$

in the square region $0 < x, y < 1$. Assuming a mesh size of $h = \frac{1}{3}$ use the Jacobi iteration, with starting values $u_{ij}^0 = 0$, to perform two iterations. The boundary data are as given in the schematic below:

$y \uparrow$				
0.0000	0.2500	0.7500	1.0000	
0.4000	u_{12}	u_{22}	0.8000	
0.8000	u_{11}	u_{21}	0.4000	
0.0000	0.7500	0.2500	0.0000	$\rightarrow x$

2. Suppose that $u = u(x, y)$ satisfies Laplace's equation

$$u_{xx} + u_{yy} = 0$$

in the square region $0 < x, y < 1$. Assuming a mesh size of $h = \frac{1}{3}$ use the Gauss-Seidel iteration, with starting values $u_{ij}^0 = 0$, to perform two iterations. The boundary data are as given in the schematic below.

$y \uparrow$				
0.0000	0.2500	0.7500	1.0000	
0.4000	u_{12}	u_{22}	0.8000	
0.8000	u_{11}	u_{21}	0.4000	
0.0000	0.7500	0.2500	0.0000	$\rightarrow x$

Answers

- Putting in the initial guesses for the four unknowns we obtain the situation depicted below.

$y \uparrow$				
0.0000	0.2500	0.7500	1.0000	
0.4000	0	0	0.8000	
0.8000	0	0	0.4000	
0.0000	0.7500	0.2500	0.0000	$\rightarrow x$

The first iteration involves using

$$4u_0^1 = u_E^0 + u_W^0 + u_N^0 + u_S^0 - h^2 f_0$$

where in this case $h^2 f_0 = 0.0000$. So the first iteration gives us

$$\begin{aligned} u_{11}^1 &= 0.3875 \\ u_{21}^1 &= 0.1625 \\ u_{12}^1 &= 0.1625 \\ u_{22}^1 &= 0.3875 \end{aligned}$$

The second iteration begins by putting these new approximations to the interior values into the grid. This gives

$y \uparrow$				
0.0000	0.2500	0.7500	1.0000	
0.4000	0.1625	0.3875	0.8000	
0.8000	0.3875	0.1625	0.4000	
0.0000	0.7500	0.2500	0.0000	$\rightarrow x$

We now apply $4u_0^2 = u_E^1 + u_W^1 + u_N^1 + u_S^1 - h^2 f_0$ to obtain

$$\begin{aligned} u_{11}^2 &= 0.4688 \\ u_{21}^2 &= 0.3563 \\ u_{12}^2 &= 0.3563 \\ u_{22}^2 &= 0.4688 \end{aligned}$$

Answers

2. Putting in the initial guesses for the four unknowns we obtain the situation depicted below.

$y \uparrow$				
0.0000	0.2500	0.7500	1.0000	
0.4000	0	0	0.8000	
0.8000	0	0	0.4000	
0.0000	0.7500	0.2500	0.0000	$\rightarrow x$

The first iteration involves using

$$4u_0^1 = u_E^0 + u_W^1 + u_N^0 + u_S^1 - h^2 f_0$$

where in this case $h^2 f_0 = 0.0000$. So the first iteration gives us

$$\begin{aligned} u_{11}^1 &= 0.3875 \\ u_{21}^1 &= 0.2594 \\ u_{12}^1 &= 0.2594 \\ u_{22}^1 &= 0.5172 \end{aligned}$$

The second iteration begins by putting these new approximations to the interior values into the grid. This gives

$y \uparrow$				
0.0000	0.2500	0.7500	1.0000	
0.4000	0.2594	0.5172	0.8000	
0.8000	0.3875	0.2594	0.4000	
0.0000	0.7500	0.2500	0.0000	$\rightarrow x$

We now apply $4u_0^2 = u_E^1 + u_W^2 + u_N^1 + u_S^2 - h^2 f_0$ to obtain

$$\begin{aligned} u_{11}^2 &= 0.5172 \\ u_{21}^2 &= 0.4211 \\ u_{12}^2 &= 0.4211 \\ u_{22}^2 &= 0.5980 \end{aligned}$$

Index for Workbook 33


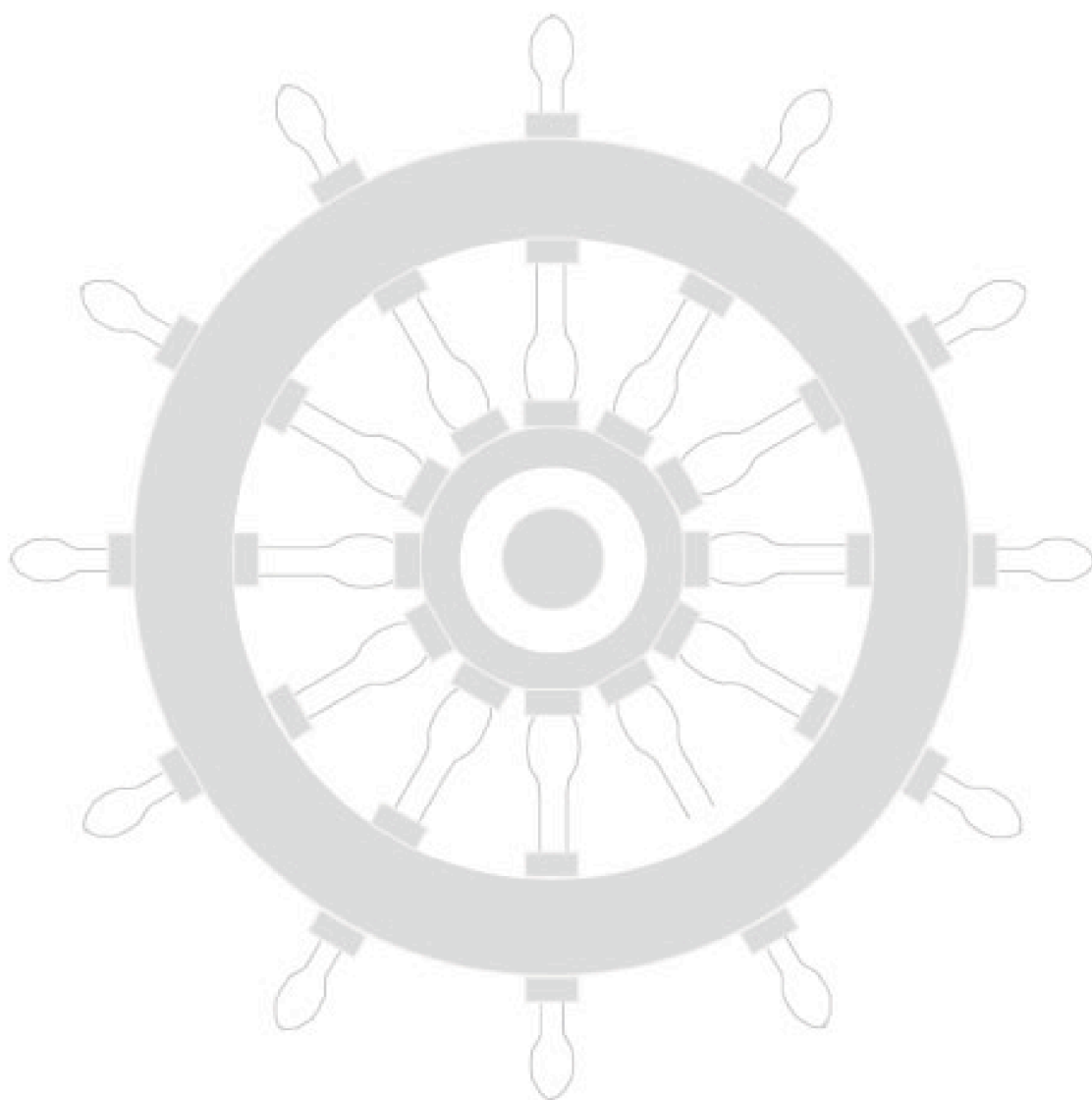
Boundary conditions	3, 12
Boundary value problem	3
Central difference approximation	4
Convergence of iterative methods	33
Derivative boundary condition	3, 12
Electric wire	10
Elliptic PDEs	18-36
Fictitious values	12
Five-point stencil	19
Gauss-Seidel method	29
Iterative methods	
- Gauss-Seidel	29
- Jacobi	26

Jacobi method	26
Laplace's equation	19, 27, 30, 34
Poisson's equation	19, 28, 31
Stencil	4, 19
Systems of equations	25
Temperature of wire	10
Three-point stencil	4

EXERCISES

14, 34

Workbook 33



HELM: Helping Engineers Learn Mathematics

<http://helm.lboro.ac.uk>